

Scaled data based on original data using  
LM-79-08 Approved Method: Electrical and Photometric Measurements of Solid-  
State Lighting Products

Test Report Prepared for  
Cooper Lighting Solutions  
(formerly Eaton)

Brand: INVUE

Report Number: P173424

Luminaire Tested: **ENC-FXX-LED-E1-SLL-7060-ULG-BBB**

Issue Date: 03/03/2020

**Test Information**

Test Method: LM-79-08  
Report Number: P173424  
REPORT IS FROM IESNA LM-79-08 TEST DATA - UPLIGHT (P20107) AND DOWNLIGHT  
Test Lab: INNOVATION CENTER-P3  
Issue Date: 03/03/2020  
Manufacturer: COOPER LIGHTING SOLUTIONS (FORMERLY EATON)  
Product Line: INVUE  
Catalog Number: ENC-FXX-LED-E1-SLL-7060-ULG-BBB  
Description: ENTRI LED LUMINAIRE WITH UPLIGHT, EMERGENCY MODE  
LIGHTBARS WITH AccuLED OPTICS - 90° SPILL LIGHT ELIMINATOR LEFT  
Light Source: (14) 5700K CCT, 70 CRI LEDs  
Ballast/Driver: -

**Summary**

Lumens per Lamp: N/A  
Luminaire Lumens: 1437.5 lumens  
Efficiency: N/A  
Efficacy: 261.4 lumens/watt  
Luminous Opening: Rectangular (W 0.33' x L: 1' x H: 0')  
IES Classification: Type IV - Short - Non-Cutoff  
BUG Rating: B0 - U3 - G1

Input Watts (W): 5.5  
Input Voltage (V): NR  
Input Current (Ain): NR  
Voltage Rise (V): NR  
Power Factor: NR  
Total Harmonic Distortion (THDi): NR  
Frequency (hertz): 60  
Stabilization Time: NR  
Operation Time: NR  
Ambient Temperature (°C): NR  
Test Distance: 25 FT

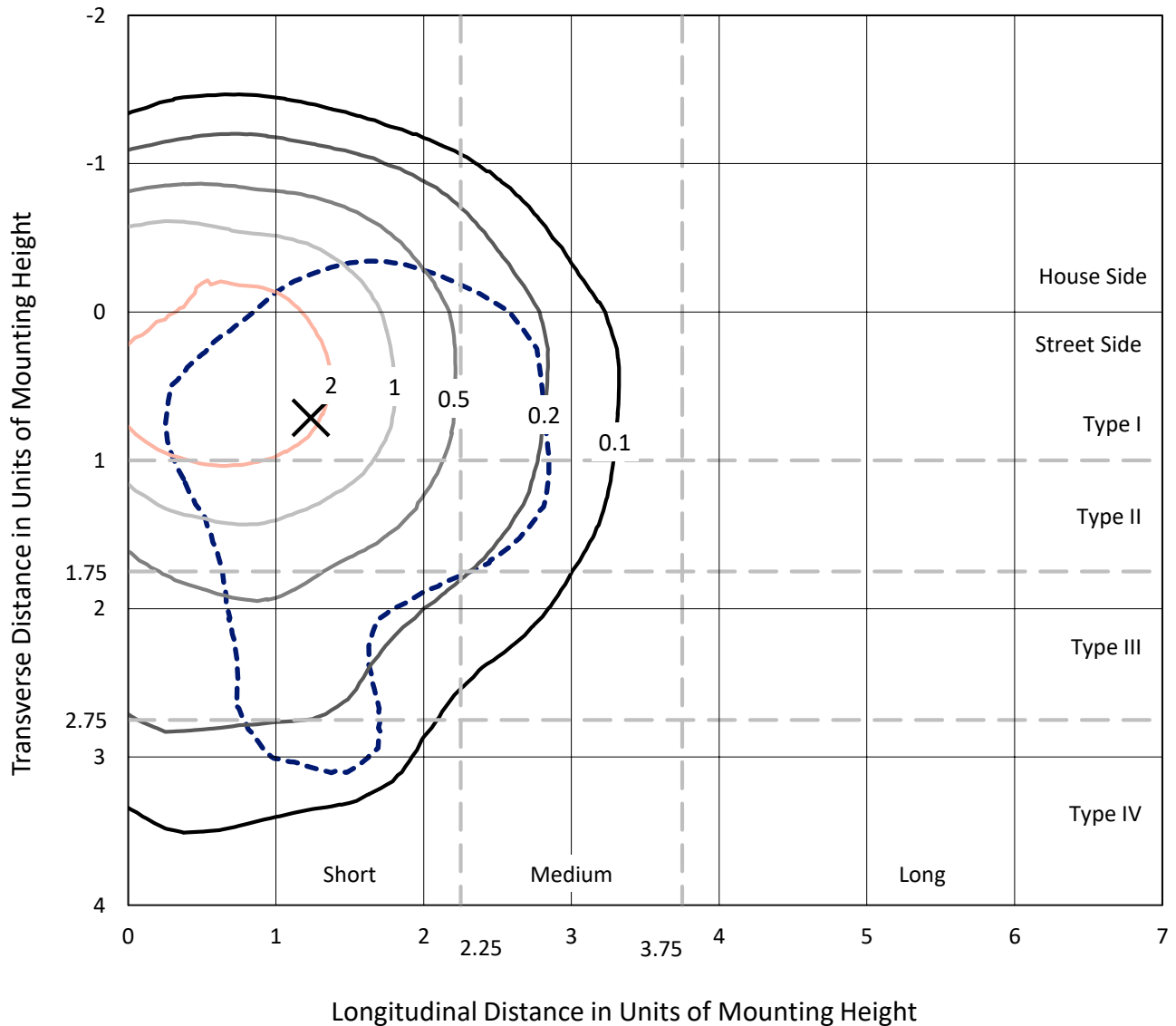


REPORT NUMBER: P173424

CATALOG NUMBER: ENC-FXX-LED-E1-SLL-7060-ULG-BBB

### Iso-Footcandle Lines of Horizontal Illumination

✕ Max cd  
 - - - 1/2 Max cd

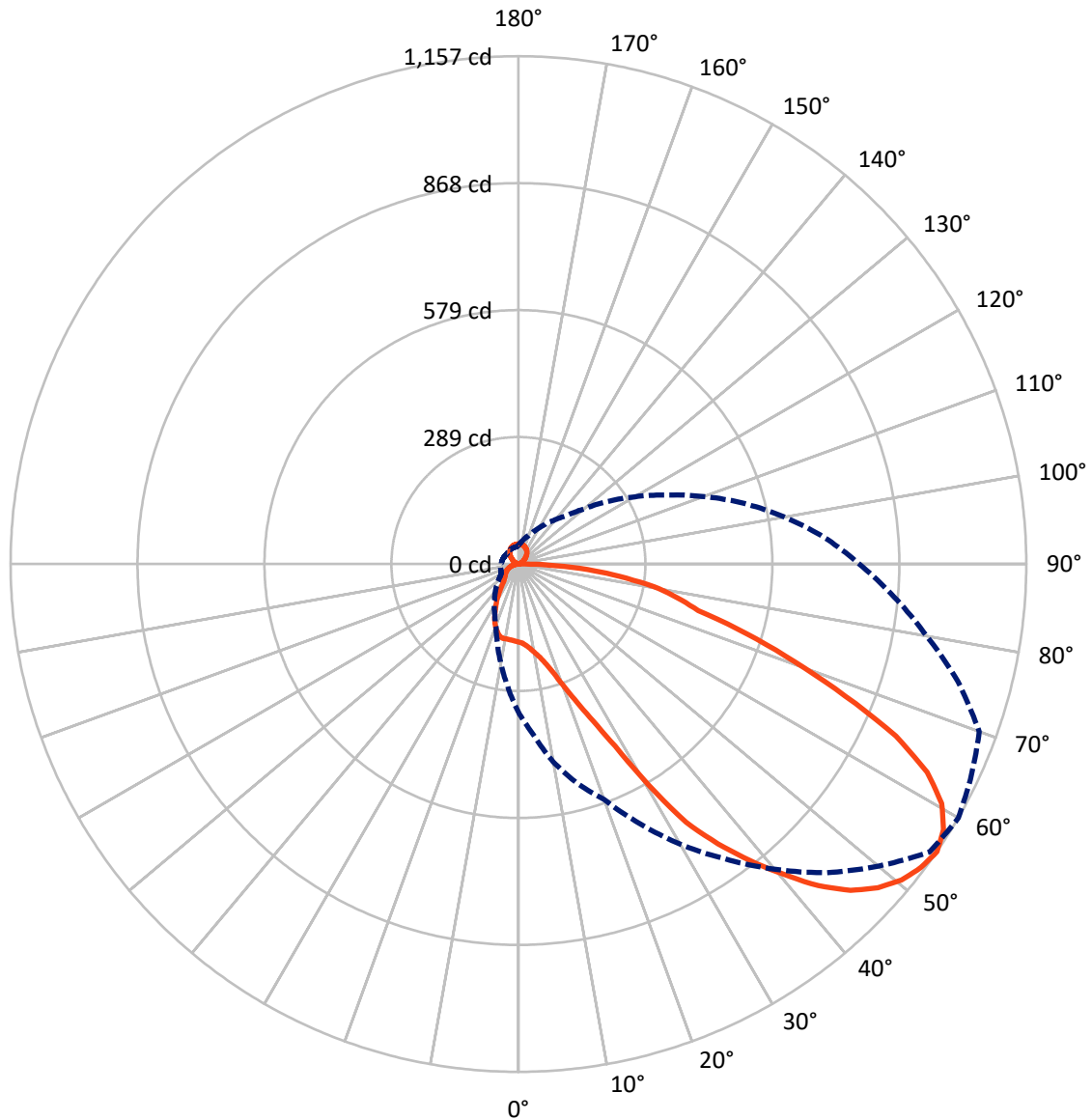


Based on 10 foot mounting height. Maximum calculated value = 4.3 fc  
 Type IV - Short - Non-Cutoff

REPORT NUMBER: P173424

CATALOG NUMBER: ENC-FXX-LED-E1-SLL-7060-ULG-BBB

### Luminous Intensity Polar Plot



— Vertical Plane Through 60-Deg Lateral      - - - Horizontal Cone Through 55-Deg Vertical

REPORT NUMBER: P173424

CATALOG NUMBER: ENC-FXX-LED-E1-SLL-7060-ULG-BBB

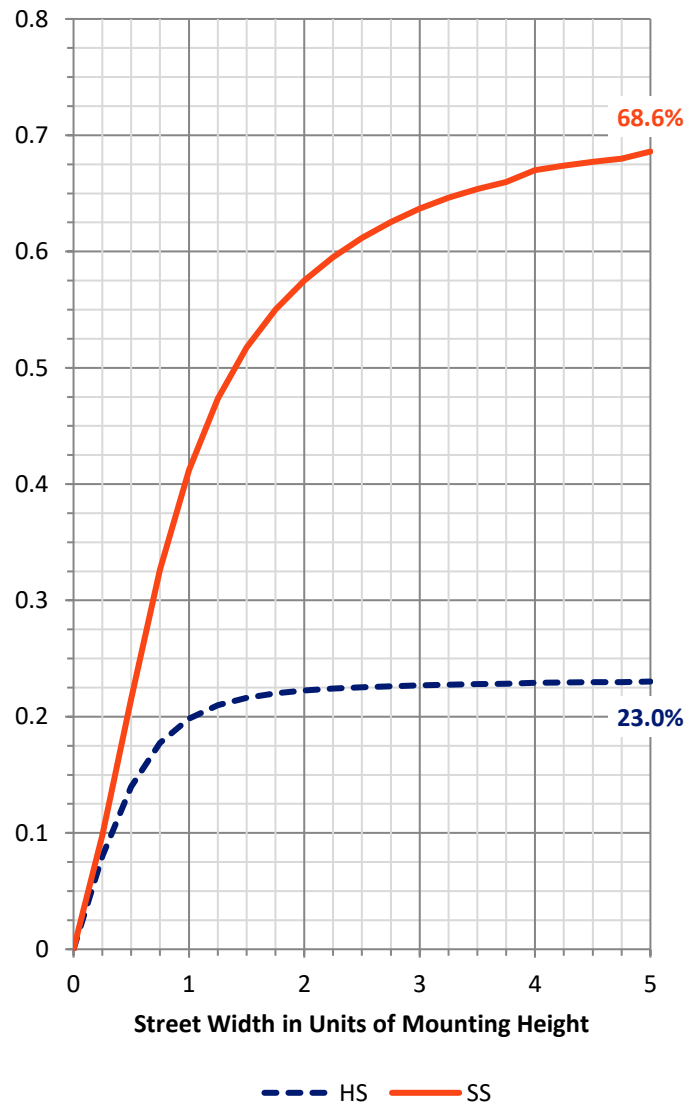
**FLUX DISTRIBUTION:**

		Downward	Upward	Total
<b>House Side</b>	Lumens	333.8	51.1	384.9
	% Fixture	23.2	3.6	26.8
<b>Street Side</b>	Lumens	1001.6	51.1	1052.7
	% Fixture	69.7	3.6	73.2
<b>Total</b>	Lumens	1335.4	102.1	1437.5
	% Fixture	92.9	7.1	100.0

**Coefficient of Utilization**

**ZONAL LUMENS:**

Zone	Lumens	% Fixture
0°-10°	17.5	1.2
10°-20°	57.6	4.0
20°-30°	111.8	7.8
30°-40°	175.7	12.2
40°-50°	234.9	16.3
50°-60°	275.6	19.2
60°-70°	261.5	18.2
70°-80°	157.8	11.0
80°-90°	42.8	3.0
90°-100°	0.4	0.0
100°-110°	4.0	0.3
110°-120°	8.2	0.6
120°-130°	13.9	1.0
130°-140°	19.4	1.3
140°-150°	21.2	1.5
150°-160°	18.4	1.3
160°-170°	12.4	0.9
170°-180°	4.3	0.3
0°-90°	1335.4	92.9
0°-180°	1437.5	100.0



REPORT NUMBER: P173424

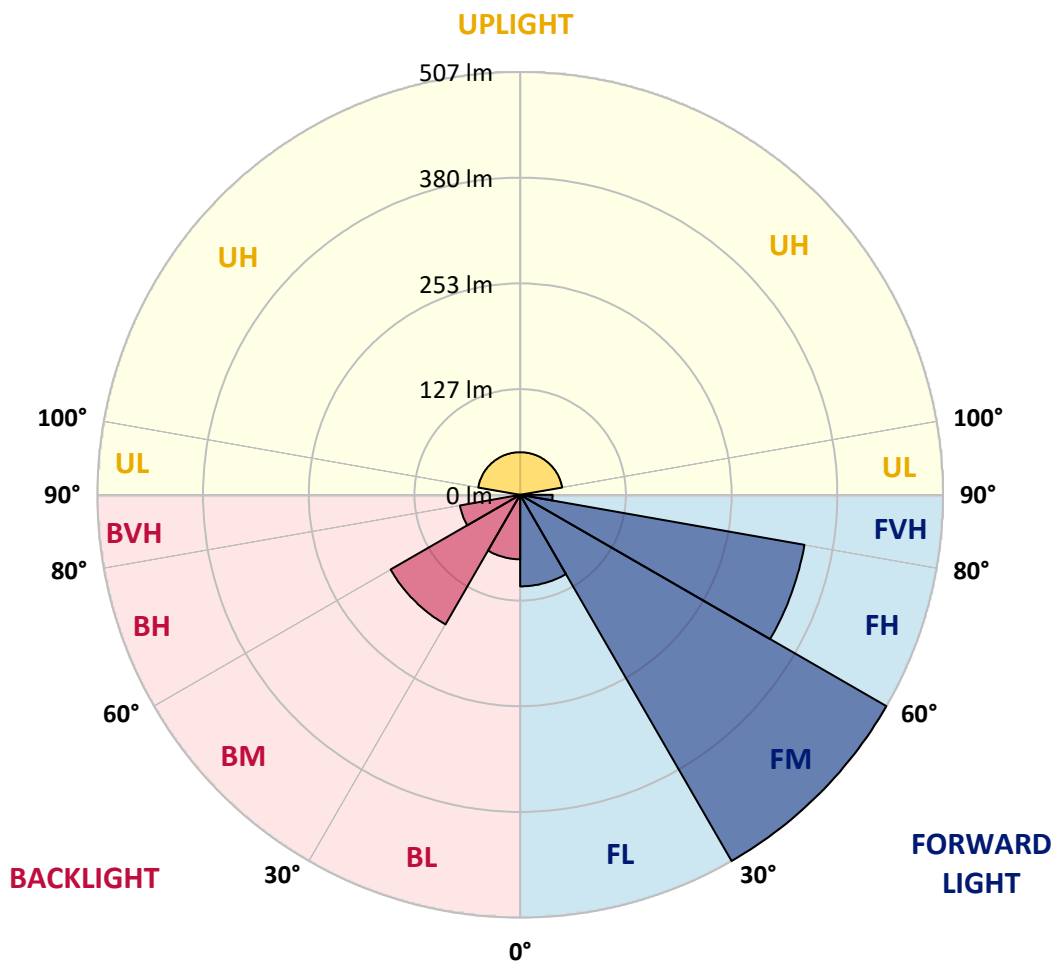
CATALOG NUMBER: ENC-FXX-LED-E1-SLL-7060-ULG-BBB

**LUMINAIRE CLASSIFICATION SYSTEM LUMEN TABLE AND BUG RATING:**

Zone	Lumens	% Fixture	Zone Rating/Lumen Limit		
			B	U	G
FL (0°-30°)	109.7	7.6			
FM (30°-60°)	506.9	35.3			
FH (60°-80°)	346.0	24.1			G0/660
FVH (80°-90°)	38.9	2.7			G1/100
BL (0°-30°)	77.2	5.4	B0/110		
BM (30°-60°)	179.4	12.5	B0/220		
BH (60°-80°)	73.3	5.1	B0/110		G0/110
BVH (80°-90°)	3.9	0.3			G0/10
UL (90°-100°)	0.4	0.0		U1/10	
UH (100°-180°)	51.1	3.6		U3/500	

**BUG Rating: B0-U3-G1**

Type IV Short





REPORT NUMBER: P173424

CATALOG NUMBER: ENC-FXX-LED-E1-SLL-7060-ULG-BBB

**CANDELA DISTRIBUTION (FULL):**

	0°	5°	10°	15°	20°	25°	30°	35°	40°	45°	50°
0°	178.0	178.0	178.0	178.0	178.0	178.0	178.0	178.0	178.0	178.0	178.0
2.5°	181.8	181.6	181.8	181.6	181.6	181.6	181.8	181.6	180.7	180.7	181.0
5°	186.2	186.2	186.2	186.5	186.5	186.8	187.3	186.8	186.5	187.8	186.8
7.5°	191.4	191.4	192.3	192.5	193.4	193.4	194.5	194.2	195.3	196.1	195.3
10°	199.4	198.6	200.5	200.5	202.7	202.9	204.0	204.3	206.2	207.9	206.5
12.5°	210.9	211.4	214.8	215.3	218.0	218.0	218.0	219.1	220.5	221.6	220.2
15°	231.5	232.6	237.0	237.2	241.9	240.0	242.2	242.4	242.2	243.0	241.1
17.5°	258.1	261.1	267.4	268.8	271.0	274.8	274.8	274.3	275.6	276.5	271.2
20°	290.7	295.9	303.0	305.8	311.8	318.4	318.1	317.0	317.3	315.1	309.4
22.5°	327.5	339.2	351.1	355.4	359.8	368.1	373.3	371.6	373.0	368.1	362.8
25°	369.4	388.6	406.5	413.0	428.9	443.5	445.7	444.6	438.5	433.9	428.7
27.5°	395.2	420.4	444.8	461.6	488.7	512.0	516.7	524.4	526.3	530.1	517.5
30°	400.7	432.2	462.7	488.2	520.8	548.5	579.2	602.0	617.3	629.4	621.2
32.5°	404.5	440.2	473.9	506.0	532.9	573.2	611.8	645.6	690.6	707.0	722.6
35°	405.6	446.5	484.6	520.8	555.6	595.7	637.1	674.1	735.0	783.8	817.3
37.5°	404.0	451.1	495.8	540.0	581.4	625.6	669.2	705.4	764.6	827.7	872.7
40°	397.4	449.5	500.5	550.1	600.3	654.9	704.8	744.0	799.4	874.0	933.8
42.5°	388.9	442.6	498.9	553.4	609.9	674.1	734.5	782.2	843.3	918.7	986.8
45°	378.2	434.1	492.3	549.9	610.7	682.1	750.9	812.1	877.0	961.0	1026.5
47.5°	365.0	422.1	483.5	541.9	605.3	682.3	758.6	828.5	899.8	990.0	1060.8
50°	352.7	409.5	473.6	531.2	594.8	675.5	757.8	835.9	913.8	1007.1	1081.4
52.5°	343.1	398.7	465.1	522.7	582.8	664.2	749.5	832.4	916.0	1009.2	1085.2
55°	337.1	390.0	458.0	517.0	570.7	652.2	736.9	820.0	907.8	994.7	1070.9
57.5°	337.9	388.4	453.9	515.9	562.0	641.8	722.6	802.4	882.3	965.1	1043.8
60°	346.4	391.9	451.7	508.2	567.4	642.8	716.4	783.0	846.9	923.1	996.6
62.5°	367.8	407.0	455.2	513.4	578.7	653.3	712.2	752.8	791.0	867.2	942.1
65°	408.4	442.4	481.0	532.0	595.9	667.8	695.5	703.7	728.1	800.8	875.1
67.5°	448.1	488.4	510.4	543.0	602.8	671.9	675.5	640.1	639.6	710.3	764.1
70°	486.5	544.9	553.7	571.8	612.7	667.5	654.6	586.3	555.3	565.0	596.2
72.5°	461.3	548.8	555.1	560.6	585.0	636.0	621.2	529.0	459.6	447.3	482.7
75°	352.1	463.2	478.0	468.4	481.9	520.8	518.1	445.9	422.3	430.6	444.3
77.5°	253.4	357.1	389.2	357.9	354.3	379.6	372.4	378.5	423.2	435.2	431.9
80°	147.0	226.8	272.6	242.7	232.0	247.9	275.9	318.1	367.0	393.0	397.9
82.5°	91.9	133.8	182.1	170.6	156.1	184.0	227.3	257.0	281.1	305.0	306.3
85°	39.8	57.3	88.9	93.2	115.5	140.4	175.0	183.5	209.8	228.2	212.3
87.5°	1.4	1.4	21.4	31.8	56.5	101.5	137.4	122.9	124.5	109.1	101.8
90°	0.0	0.0	0.0	0.0	0.0	0.0	0.0	0.0	0.0	0.0	0.0
92.5°	0.0	0.0	0.0	0.0	0.0	0.0	0.0	0.0	0.0	0.0	0.0
95°	0.2	0.2	0.2	0.2	0.2	0.2	0.2	0.2	0.2	0.2	0.2
97.5°	0.5	0.5	0.5	0.5	0.5	0.5	0.5	0.5	0.5	0.5	0.5
100°	1.6	1.6	1.6	1.6	1.6	1.6	1.6	1.6	1.6	1.6	1.6
102.5°	2.8	2.8	2.8	2.8	2.8	2.8	2.8	2.8	2.8	2.8	2.8
105°	3.8	3.8	3.8	3.8	3.8	3.8	3.8	3.8	3.8	3.8	3.8
107.5°	4.8	4.8	4.8	4.8	4.8	4.8	4.8	4.8	4.8	4.8	4.8
110°	5.8	5.8	5.8	5.8	5.8	5.8	5.8	5.8	5.8	5.8	5.8



REPORT NUMBER: P173424

CATALOG NUMBER: ENC-FXX-LED-E1-SLL-7060-ULG-BBB

**CANDELA DISTRIBUTION (continued):**

	0°	5°	10°	15°	20°	25°	30°	35°	40°	45°	50°
112.5°	6.9	6.9	6.9	6.9	6.9	6.9	6.9	6.9	6.9	6.9	6.9
115°	8.1	8.1	8.1	8.1	8.1	8.1	8.1	8.1	8.1	8.1	8.1
117.5°	9.6	9.6	9.6	9.6	9.6	9.6	9.6	9.6	9.6	9.6	9.6
120°	11.3	11.3	11.3	11.3	11.3	11.3	11.3	11.3	11.3	11.3	11.3
122.5°	13.2	13.2	13.2	13.2	13.2	13.2	13.2	13.2	13.2	13.2	13.2
125°	15.5	15.5	15.5	15.5	15.5	15.5	15.5	15.5	15.5	15.5	15.5
127.5°	17.9	17.9	17.9	17.9	17.9	17.9	17.9	17.9	17.9	17.9	17.9
130°	20.4	20.4	20.4	20.4	20.4	20.4	20.4	20.4	20.4	20.4	20.4
132.5°	22.8	22.8	22.8	22.8	22.8	22.8	22.8	22.8	22.8	22.8	22.8
135°	25.2	25.2	25.2	25.2	25.2	25.2	25.2	25.2	25.2	25.2	25.2
137.5°	27.6	27.6	27.6	27.6	27.6	27.6	27.6	27.6	27.6	27.6	27.6
140°	29.9	29.9	29.9	29.9	29.9	29.9	29.9	29.9	29.9	29.9	29.9
142.5°	32.1	32.1	32.1	32.1	32.1	32.1	32.1	32.1	32.1	32.1	32.1
145°	34.0	34.0	34.0	34.0	34.0	34.0	34.0	34.0	34.0	34.0	34.0
147.5°	35.6	35.6	35.6	35.6	35.6	35.6	35.6	35.6	35.6	35.6	35.6
150°	37.3	37.3	37.3	37.3	37.3	37.3	37.3	37.3	37.3	37.3	37.3
152.5°	38.8	38.8	38.8	38.8	38.8	38.8	38.8	38.8	38.8	38.8	38.8
155°	40.0	40.0	40.0	40.0	40.0	40.0	40.0	40.0	40.0	40.0	40.0
157.5°	41.1	41.1	41.1	41.1	41.1	41.1	41.1	41.1	41.1	41.1	41.1
160°	42.2	42.2	42.2	42.2	42.2	42.2	42.2	42.2	42.2	42.2	42.2
162.5°	43.2	43.2	43.2	43.2	43.2	43.2	43.2	43.2	43.2	43.2	43.2
165°	44.0	44.0	44.0	44.0	44.0	44.0	44.0	44.0	44.0	44.0	44.0
167.5°	44.4	44.4	44.4	44.4	44.4	44.4	44.4	44.4	44.4	44.4	44.4
170°	44.5	44.5	44.5	44.5	44.5	44.5	44.5	44.5	44.5	44.5	44.5
172.5°	44.9	44.9	44.9	44.9	44.9	44.9	44.9	44.9	44.9	44.9	44.9
175°	45.5	45.5	45.5	45.5	45.5	45.5	45.5	45.5	45.5	45.5	45.5
177.5°	45.7	45.7	45.7	45.7	45.7	45.7	45.7	45.7	45.7	45.7	45.7
180°	45.6	45.6	45.6	45.6	45.6	45.6	45.6	45.6	45.6	45.6	45.6





REPORT NUMBER: P173424

CATALOG NUMBER: ENC-FXX-LED-E1-SLL-7060-ULG-BBB

**CANDELA DISTRIBUTION (continued):**

	55°	60°	65°	70°	75°	80°	85°	90°	95°	100°	105°
0°	178.0	178.0	178.0	178.0	178.0	178.0	178.0	178.0	178.0	178.0	178.0
2.5°	181.0	180.5	180.7	179.9	179.9	180.2	180.2	179.4	179.4	179.4	179.1
5°	187.3	186.8	186.5	185.9	185.1	185.7	184.8	184.3	183.5	183.2	182.4
7.5°	195.6	194.7	194.5	193.1	192.0	191.4	190.9	188.9	188.1	187.6	186.5
10°	205.1	205.1	204.6	201.8	201.0	199.1	197.2	195.0	193.4	190.9	189.5
12.5°	217.5	218.3	216.4	213.9	212.0	208.1	204.6	201.6	198.3	194.7	192.5
15°	235.9	236.4	232.6	230.4	227.3	223.0	217.5	212.5	207.6	202.7	198.6
17.5°	263.0	262.2	256.7	254.5	249.3	241.9	234.5	227.9	220.5	213.7	208.4
20°	302.2	298.9	284.7	283.8	277.3	266.8	256.2	246.5	236.7	227.9	219.1
22.5°	350.0	342.5	332.1	320.3	307.7	296.2	283.6	270.1	257.8	246.8	237.2
25°	412.2	395.7	386.2	370.3	359.3	339.0	321.4	310.7	294.0	281.4	269.0
27.5°	495.3	469.2	455.2	438.0	413.6	399.3	375.4	354.9	337.1	316.2	302.5
30°	603.1	583.9	548.8	524.7	490.9	456.3	427.0	400.1	376.8	351.9	331.6
32.5°	713.9	701.8	660.7	615.7	564.4	513.7	470.6	437.4	407.0	379.0	355.7
35°	807.9	783.0	742.7	695.5	629.7	571.0	516.4	474.2	436.3	401.5	372.2
37.5°	868.6	857.6	816.7	763.2	691.1	627.8	571.3	521.4	474.2	428.7	390.8
40°	936.0	929.7	895.4	829.9	763.2	685.6	621.2	568.5	517.8	463.5	413.8
42.5°	996.3	1002.1	967.0	909.4	832.4	744.9	676.3	617.9	560.0	504.6	447.3
45°	1050.4	1060.8	1035.0	981.5	897.1	801.4	729.8	666.1	603.1	542.5	478.6
47.5°	1091.0	1102.2	1080.6	1038.6	950.6	848.5	776.7	705.4	639.3	569.6	501.9
50°	1125.0	1131.5	1115.1	1078.4	993.9	894.3	814.3	739.4	666.1	591.0	517.0
52.5°	1144.7	1148.6	1132.4	1105.8	1026.8	928.4	843.6	763.0	685.1	605.8	526.8
55°	1143.6	1157.1	1138.7	1117.3	1036.9	944.5	858.9	776.4	699.1	615.4	532.6
57.5°	1122.2	1142.0	1133.5	1106.9	1028.4	943.4	861.1	784.1	708.1	618.7	529.9
60°	1081.1	1108.2	1114.3	1076.4	994.4	913.3	840.3	775.3	699.6	604.2	513.1
62.5°	1023.0	1044.9	1060.5	1009.0	927.8	850.7	793.7	742.4	665.3	561.1	478.6
65°	935.2	945.4	949.7	902.0	822.5	771.2	733.9	689.7	604.2	500.0	425.1
67.5°	804.6	803.3	807.7	785.4	726.8	699.9	675.2	627.2	527.4	430.0	355.4
70°	639.8	668.3	692.5	668.9	632.4	605.5	585.0	528.2	421.2	332.1	270.1
72.5°	520.8	544.1	557.3	536.7	501.3	482.1	455.0	398.5	296.5	236.1	185.4
75°	439.9	422.9	430.9	417.9	385.3	357.6	342.0	279.7	194.5	156.3	115.5
77.5°	397.4	370.3	353.0	325.3	288.0	256.4	240.5	173.9	122.6	92.1	66.6
80°	351.3	313.8	268.8	224.1	192.0	172.5	161.5	99.3	67.5	53.5	38.4
82.5°	267.1	231.7	188.1	155.8	128.1	111.6	99.0	56.8	38.1	28.2	22.0
85°	171.1	157.7	144.0	128.1	107.2	86.1	66.4	41.4	28.0	16.2	12.1
87.5°	82.6	68.6	68.0	62.8	59.8	47.2	28.0	9.6	6.0	5.2	3.3
90°	0.0	0.0	0.0	0.0	0.0	0.0	0.0	0.0	0.0	0.0	0.0
92.5°	0.0	0.0	0.0	0.0	0.0	0.0	0.0	0.0	0.0	0.0	0.0
95°	0.2	0.2	0.2	0.2	0.2	0.2	0.2	0.2	0.2	0.2	0.2
97.5°	0.5	0.5	0.5	0.5	0.5	0.5	0.5	0.5	0.5	0.5	0.5
100°	1.6	1.6	1.6	1.6	1.6	1.6	1.6	1.6	1.6	1.6	1.6
102.5°	2.8	2.8	2.8	2.8	2.8	2.8	2.8	2.8	2.8	2.8	2.8
105°	3.8	3.8	3.8	3.8	3.8	3.8	3.8	3.8	3.8	3.8	3.8
107.5°	4.8	4.8	4.8	4.8	4.8	4.8	4.8	4.8	4.8	4.8	4.8
110°	5.8	5.8	5.8	5.8	5.8	5.8	5.8	5.8	5.8	5.8	5.8



REPORT NUMBER: P173424

CATALOG NUMBER: ENC-FXX-LED-E1-SLL-7060-ULG-BBB

**CANDELA DISTRIBUTION (continued):**

	55°	60°	65°	70°	75°	80°	85°	90°	95°	100°	105°
112.5°	6.9	6.9	6.9	6.9	6.9	6.9	6.9	6.9	6.9	6.9	6.9
115°	8.1	8.1	8.1	8.1	8.1	8.1	8.1	8.1	8.1	8.1	8.1
117.5°	9.6	9.6	9.6	9.6	9.6	9.6	9.6	9.6	9.6	9.6	9.6
120°	11.3	11.3	11.3	11.3	11.3	11.3	11.3	11.3	11.3	11.3	11.3
122.5°	13.2	13.2	13.2	13.2	13.2	13.2	13.2	13.2	13.2	13.2	13.2
125°	15.5	15.5	15.5	15.5	15.5	15.5	15.5	15.5	15.5	15.5	15.5
127.5°	17.9	17.9	17.9	17.9	17.9	17.9	17.9	17.9	17.9	17.9	17.9
130°	20.4	20.4	20.4	20.4	20.4	20.4	20.4	20.4	20.4	20.4	20.4
132.5°	22.8	22.8	22.8	22.8	22.8	22.8	22.8	22.8	22.8	22.8	22.8
135°	25.2	25.2	25.2	25.2	25.2	25.2	25.2	25.2	25.2	25.2	25.2
137.5°	27.6	27.6	27.6	27.6	27.6	27.6	27.6	27.6	27.6	27.6	27.6
140°	29.9	29.9	29.9	29.9	29.9	29.9	29.9	29.9	29.9	29.9	29.9
142.5°	32.1	32.1	32.1	32.1	32.1	32.1	32.1	32.1	32.1	32.1	32.1
145°	34.0	34.0	34.0	34.0	34.0	34.0	34.0	34.0	34.0	34.0	34.0
147.5°	35.6	35.6	35.6	35.6	35.6	35.6	35.6	35.6	35.6	35.6	35.6
150°	37.3	37.3	37.3	37.3	37.3	37.3	37.3	37.3	37.3	37.3	37.3
152.5°	38.8	38.8	38.8	38.8	38.8	38.8	38.8	38.8	38.8	38.8	38.8
155°	40.0	40.0	40.0	40.0	40.0	40.0	40.0	40.0	40.0	40.0	40.0
157.5°	41.1	41.1	41.1	41.1	41.1	41.1	41.1	41.1	41.1	41.1	41.1
160°	42.2	42.2	42.2	42.2	42.2	42.2	42.2	42.2	42.2	42.2	42.2
162.5°	43.2	43.2	43.2	43.2	43.2	43.2	43.2	43.2	43.2	43.2	43.2
165°	44.0	44.0	44.0	44.0	44.0	44.0	44.0	44.0	44.0	44.0	44.0
167.5°	44.4	44.4	44.4	44.4	44.4	44.4	44.4	44.4	44.4	44.4	44.4
170°	44.5	44.5	44.5	44.5	44.5	44.5	44.5	44.5	44.5	44.5	44.5
172.5°	44.9	44.9	44.9	44.9	44.9	44.9	44.9	44.9	44.9	44.9	44.9
175°	45.5	45.5	45.5	45.5	45.5	45.5	45.5	45.5	45.5	45.5	45.5
177.5°	45.7	45.7	45.7	45.7	45.7	45.7	45.7	45.7	45.7	45.7	45.7
180°	45.6	45.6	45.6	45.6	45.6	45.6	45.6	45.6	45.6	45.6	45.6



REPORT NUMBER: P173424

CATALOG NUMBER: ENC-FXX-LED-E1-SLL-7060-ULG-BBB

**CANDELA DISTRIBUTION (continued):**

	110°	115°	120°	125°	130°	135°	140°	145°	150°	155°	160°
0°	178.0	178.0	178.0	178.0	178.0	178.0	178.0	178.0	178.0	178.0	178.0
2.5°	178.5	178.3	177.7	177.7	177.5	177.2	176.9	176.9	177.2	176.6	176.4
5°	181.6	181.3	180.5	180.2	179.9	179.4	179.4	179.1	179.1	178.5	178.3
7.5°	185.1	184.6	184.0	183.7	182.9	182.9	182.9	183.5	183.5	183.5	183.7
10°	188.7	187.3	186.8	186.8	186.5	186.8	187.6	188.1	188.9	189.5	190.0
12.5°	190.6	189.2	188.7	188.1	188.9	188.9	190.3	192.0	193.4	194.7	195.3
15°	195.6	193.1	192.0	190.6	190.6	190.6	192.0	193.4	195.0	196.7	196.9
17.5°	204.0	199.7	197.5	194.5	193.6	192.5	192.5	193.1	194.2	195.6	195.6
20°	212.5	208.1	204.6	201.3	199.1	196.1	193.9	192.0	191.1	191.7	191.7
22.5°	227.9	222.7	218.3	212.8	207.9	204.0	198.6	193.9	190.3	189.2	188.4
25°	255.6	248.2	240.8	232.6	227.1	220.0	212.3	204.6	197.5	192.5	188.1
27.5°	286.3	276.2	265.5	252.6	243.8	233.1	223.0	212.0	203.2	195.8	187.8
30°	315.7	296.7	281.4	265.2	250.9	236.4	223.8	210.9	201.3	192.5	182.9
32.5°	330.2	307.7	286.9	266.6	249.3	232.6	218.9	204.3	194.2	184.3	172.8
35°	340.3	313.5	288.5	264.9	245.4	227.1	211.4	196.4	184.3	173.1	159.9
37.5°	353.0	319.2	289.9	263.5	240.8	220.0	202.4	185.4	171.7	159.6	145.9
40°	369.4	328.0	291.5	259.7	233.7	210.1	192.0	173.6	159.1	146.2	133.6
42.5°	392.2	340.1	293.5	255.1	225.7	201.0	182.4	164.5	149.2	135.5	122.9
45°	414.7	354.1	298.4	253.7	220.5	195.3	175.5	156.6	140.4	125.9	111.3
47.5°	431.4	364.5	303.6	254.5	217.5	189.2	168.1	147.0	128.9	113.0	98.2
50°	442.1	371.1	308.3	256.7	214.8	181.3	156.3	134.9	116.3	100.7	85.8
52.5°	447.6	373.0	309.9	255.9	207.6	168.7	143.7	123.1	105.3	89.9	76.8
55°	449.2	371.1	306.3	248.2	195.3	156.1	132.2	112.7	95.4	80.9	69.1
57.5°	443.5	362.8	293.7	232.6	178.8	144.0	119.9	100.9	84.5	71.6	60.9
60°	424.8	343.9	271.5	208.1	160.4	127.8	103.7	85.0	71.6	60.3	52.9
62.5°	390.8	311.8	241.3	177.7	135.2	105.6	82.8	66.6	55.7	47.7	43.9
65°	348.3	267.9	196.1	141.2	103.4	78.7	59.5	48.8	41.2	36.5	34.5
67.5°	284.7	209.5	146.7	100.7	71.3	53.5	40.3	34.5	31.3	29.9	29.3
70°	204.9	145.4	97.1	65.3	46.4	36.5	29.3	26.9	25.5	25.5	25.8
72.5°	134.9	89.7	59.2	41.7	32.9	27.4	23.9	22.8	22.8	23.3	23.6
75°	79.0	52.1	36.5	30.4	26.1	23.1	21.1	20.3	20.3	20.6	20.6
77.5°	46.6	32.1	26.1	23.1	21.1	19.7	18.6	17.5	17.3	17.3	18.1
80°	28.8	22.8	20.3	18.4	17.0	15.9	14.8	14.8	14.8	14.5	15.1
82.5°	18.6	16.2	15.9	15.3	13.7	12.6	11.5	11.5	12.1	11.5	11.8
85°	11.2	10.7	10.4	10.4	9.9	9.3	8.5	8.5	9.3	9.1	8.0
87.5°	3.0	2.8	3.6	3.3	3.9	3.9	3.9	4.4	5.8	7.4	5.5
90°	0.0	0.0	0.0	0.0	0.0	0.0	0.0	0.0	0.0	0.0	0.0
92.5°	0.0	0.0	0.0	0.0	0.0	0.0	0.0	0.0	0.0	0.0	0.0
95°	0.2	0.2	0.2	0.2	0.2	0.2	0.2	0.2	0.2	0.2	0.2
97.5°	0.5	0.5	0.5	0.5	0.5	0.5	0.5	0.5	0.5	0.5	0.5
100°	1.6	1.6	1.6	1.6	1.6	1.6	1.6	1.6	1.6	1.6	1.6
102.5°	2.8	2.8	2.8	2.8	2.8	2.8	2.8	2.8	2.8	2.8	2.8
105°	3.8	3.8	3.8	3.8	3.8	3.8	3.8	3.8	3.8	3.8	3.8
107.5°	4.8	4.8	4.8	4.8	4.8	4.8	4.8	4.8	4.8	4.8	4.8
110°	5.8	5.8	5.8	5.8	5.8	5.8	5.8	5.8	5.8	5.8	5.8



REPORT NUMBER: P173424  
 CATALOG NUMBER: ENC-FXX-LED-E1-SLL-7060-ULG-BBB

REPORT N  
 CATALOG

**CANDELA DISTRIBUTION (continued):**

**CANDELA**

	110°	115°	120°	125°	130°	135°	140°	145°	150°	155°	160°	
112.5°	6.9	6.9	6.9	6.9	6.9	6.9	6.9	6.9	6.9	6.9	6.9	0°
115°	8.1	8.1	8.1	8.1	8.1	8.1	8.1	8.1	8.1	8.1	8.1	2.5°
117.5°	9.6	9.6	9.6	9.6	9.6	9.6	9.6	9.6	9.6	9.6	9.6	5°
120°	11.3	11.3	11.3	11.3	11.3	11.3	11.3	11.3	11.3	11.3	11.3	7.5°
122.5°	13.2	13.2	13.2	13.2	13.2	13.2	13.2	13.2	13.2	13.2	13.2	10°
125°	15.5	15.5	15.5	15.5	15.5	15.5	15.5	15.5	15.5	15.5	15.5	12.5°
127.5°	17.9	17.9	17.9	17.9	17.9	17.9	17.9	17.9	17.9	17.9	17.9	15°
130°	20.4	20.4	20.4	20.4	20.4	20.4	20.4	20.4	20.4	20.4	20.4	17.5°
132.5°	22.8	22.8	22.8	22.8	22.8	22.8	22.8	22.8	22.8	22.8	22.8	20°
135°	25.2	25.2	25.2	25.2	25.2	25.2	25.2	25.2	25.2	25.2	25.2	22.5°
137.5°	27.6	27.6	27.6	27.6	27.6	27.6	27.6	27.6	27.6	27.6	27.6	25°
140°	29.9	29.9	29.9	29.9	29.9	29.9	29.9	29.9	29.9	29.9	29.9	27.5°
142.5°	32.1	32.1	32.1	32.1	32.1	32.1	32.1	32.1	32.1	32.1	32.1	30°
145°	34.0	34.0	34.0	34.0	34.0	34.0	34.0	34.0	34.0	34.0	34.0	32.5°
147.5°	35.6	35.6	35.6	35.6	35.6	35.6	35.6	35.6	35.6	35.6	35.6	35°
150°	37.3	37.3	37.3	37.3	37.3	37.3	37.3	37.3	37.3	37.3	37.3	37.5°
152.5°	38.8	38.8	38.8	38.8	38.8	38.8	38.8	38.8	38.8	38.8	38.8	40°
155°	40.0	40.0	40.0	40.0	40.0	40.0	40.0	40.0	40.0	40.0	40.0	42.5°
157.5°	41.1	41.1	41.1	41.1	41.1	41.1	41.1	41.1	41.1	41.1	41.1	45°
160°	42.2	42.2	42.2	42.2	42.2	42.2	42.2	42.2	42.2	42.2	42.2	47.5°
162.5°	43.2	43.2	43.2	43.2	43.2	43.2	43.2	43.2	43.2	43.2	43.2	50°
165°	44.0	44.0	44.0	44.0	44.0	44.0	44.0	44.0	44.0	44.0	44.0	52.5°
167.5°	44.4	44.4	44.4	44.4	44.4	44.4	44.4	44.4	44.4	44.4	44.4	55°
170°	44.5	44.5	44.5	44.5	44.5	44.5	44.5	44.5	44.5	44.5	44.5	57.5°
172.5°	44.9	44.9	44.9	44.9	44.9	44.9	44.9	44.9	44.9	44.9	44.9	60°
175°	45.5	45.5	45.5	45.5	45.5	45.5	45.5	45.5	45.5	45.5	45.5	62.5°
177.5°	45.7	45.7	45.7	45.7	45.7	45.7	45.7	45.7	45.7	45.7	45.7	65°
180°	45.6	45.6	45.6	45.6	45.6	45.6	45.6	45.6	45.6	45.6	45.6	67.5°
												70°
												72.5°
												75°
												77.5°
												80°
												82.5°
												85°
												87.5°
												90°
												92.5°
												95°
												97.5°
												100°
												102.5°
												105°
												107.5°
												110°

NUMBER: P173424  
 NUMBER: ENC-FXX-LED-E1-SLL-7060-ULG-BBB

REPORT NUMBER: P  
 CATALOG NUMBER:

**DISTRIBUTION (continued):**

**CANDELA DISTRIBUTION**

165°	170°	175°	180°	185°	190°	195°	200°	205°	210°	215°	165°	
178.0	178.0	178.0	178.0	178.0	178.0	178.0	178.0	178.0	178.0	178.0	112.5°	6.9
176.1	176.4	175.8	175.5	175.8	176.1	175.3	175.0	174.7	174.4	174.7	115°	8.1
178.0	178.0	177.2	176.6	176.6	176.4	175.5	175.3	174.2	173.9	174.7	117.5°	9.6
183.5	183.2	182.4	181.6	181.3	181.3	179.4	178.5	178.0	176.4	176.6	120°	11.3
189.8	189.8	190.0	188.9	187.6	187.3	185.1	183.7	182.9	181.6	181.0	122.5°	13.2
194.7	193.9	193.6	192.0	190.6	190.0	188.1	187.0	185.9	184.6	184.3	125°	15.5
196.4	194.7	193.6	191.7	190.0	188.9	187.3	186.2	184.8	184.0	183.5	127.5°	17.9
194.7	193.1	191.4	189.2	187.0	185.7	183.7	182.1	181.6	180.5	178.8	130°	20.4
191.1	189.2	187.3	184.6	182.1	180.2	178.0	176.6	175.0	173.3	170.0	132.5°	22.8
186.8	184.6	182.7	179.1	176.6	174.4	172.0	169.7	167.8	164.5	159.6	135°	25.2
183.7	179.1	175.8	170.8	168.1	165.4	164.3	162.1	159.4	153.6	147.5	137.5°	27.6
179.4	170.8	164.8	159.9	156.1	152.8	150.8	148.4	145.6	140.2	133.8	140°	29.9
172.0	162.1	156.3	151.1	146.7	143.2	139.6	134.9	131.4	125.1	120.7	142.5°	32.1
160.7	152.5	147.3	142.3	136.6	131.9	127.5	122.0	116.8	110.5	106.7	145°	34.0
148.1	140.7	134.1	128.9	122.9	118.2	113.5	107.2	102.3	96.5	93.0	147.5°	35.6
134.9	127.0	119.3	113.3	107.8	102.6	98.5	92.4	87.2	81.7	79.8	150°	37.3
123.1	114.1	105.9	99.8	93.8	88.6	84.2	77.9	73.5	69.7	67.5	152.5°	38.8
111.6	102.0	94.3	88.0	82.0	76.5	70.7	65.8	62.0	60.3	57.3	155°	40.0
98.7	88.9	81.5	74.6	69.7	63.9	59.5	56.2	53.7	52.4	50.5	157.5°	41.1
85.6	77.3	69.7	63.4	57.3	52.4	49.6	48.0	47.2	46.1	45.3	160°	42.2
74.9	67.7	60.1	54.0	48.5	45.0	43.6	42.8	42.2	41.7	41.4	162.5°	43.2
67.5	59.8	52.9	47.2	43.1	41.2	40.6	40.0	39.5	39.2	38.9	165°	44.0
61.7	54.0	47.7	42.8	39.8	39.2	38.9	38.4	37.8	37.8	37.3	167.5°	44.4
54.8	48.3	42.8	39.2	37.6	37.3	37.0	36.7	36.5	36.5	36.2	170°	44.5
47.7	42.8	39.2	36.7	36.2	35.6	35.1	34.5	34.3	34.8	35.1	172.5°	44.9
40.6	37.6	35.4	34.5	34.0	33.2	32.6	32.1	32.1	32.6	33.4	175°	45.5
33.7	32.6	32.1	31.5	31.3	31.0	30.4	29.9	29.9	29.9	30.4	177.5°	45.7
29.1	28.5	28.5	28.2	28.0	28.0	27.4	26.9	26.9	26.9	26.9	180°	45.6
25.5	25.8	25.8	25.8	25.5	25.2	25.0	24.4	24.1	23.6	23.1		
23.6	23.3	23.1	22.8	22.5	22.2	22.0	21.7	21.1	20.6	20.0		
21.1	20.6	19.7	19.5	19.2	18.6	18.6	18.4	17.8	17.0	16.4		
18.4	17.8	17.0	16.4	16.4	16.2	15.6	15.3	14.5	13.7	13.2		
14.8	14.0	13.2	12.9	12.6	12.3	12.1	11.8	11.5	10.7	10.4		
11.0	10.1	9.3	9.1	8.8	8.2	8.0	8.0	8.0	7.1	6.6		
7.1	6.0	5.2	4.4	4.4	4.1	3.6	3.0	2.5	1.7	1.1		
3.6	1.9	1.1	0.3	0.3	0.3	0.0	0.0	0.0	0.0	0.0		
0.0	0.0	0.0	0.0	0.0	0.0	0.0	0.0	0.0	0.0	0.0		
0.0	0.0	0.0	0.0	0.0	0.0	0.0	0.0	0.0	0.0	0.0		
0.2	0.2	0.2	0.2	0.2	0.2	0.2	0.2	0.2	0.2	0.2		
0.5	0.5	0.5	0.5	0.5	0.5	0.5	0.5	0.5	0.5	0.5		
1.6	1.6	1.6	1.6	1.6	1.6	1.6	1.6	1.6	1.6	1.6		
2.8	2.8	2.8	2.8	2.8	2.8	2.8	2.8	2.8	2.8	2.8		
3.8	3.8	3.8	3.8	3.8	3.8	3.8	3.8	3.8	3.8	3.8		
4.8	4.8	4.8	4.8	4.8	4.8	4.8	4.8	4.8	4.8	4.8		
5.8	5.8	5.8	5.8	5.8	5.8	5.8	5.8	5.8	5.8	5.8		

'173424  
 ENC-FXX-LED-E1-SLL-7060-ULG-BBB

REPORT NUMBER: P173424  
 CATALOG NUMBER: ENC-FXX-I

**TION (continued):**

**CANDELA DISTRIBUTION (con**

170°	175°	180°	185°	190°	195°	200°	205°	210°	215°		220°	225°
6.9	6.9	6.9	6.9	6.9	6.9	6.9	6.9	6.9	6.9	0°	178.0	178.0
8.1	8.1	8.1	8.1	8.1	8.1	8.1	8.1	8.1	8.1	2.5°	174.7	174.4
9.6	9.6	9.6	9.6	9.6	9.6	9.6	9.6	9.6	9.6	5°	174.7	173.1
11.3	11.3	11.3	11.3	11.3	11.3	11.3	11.3	11.3	11.3	7.5°	175.5	174.2
13.2	13.2	13.2	13.2	13.2	13.2	13.2	13.2	13.2	13.2	10°	179.1	176.9
15.5	15.5	15.5	15.5	15.5	15.5	15.5	15.5	15.5	15.5	12.5°	182.1	179.6
17.9	17.9	17.9	17.9	17.9	17.9	17.9	17.9	17.9	17.9	15°	181.8	178.3
20.4	20.4	20.4	20.4	20.4	20.4	20.4	20.4	20.4	20.4	17.5°	176.1	172.0
22.8	22.8	22.8	22.8	22.8	22.8	22.8	22.8	22.8	22.8	20°	166.5	161.0
25.2	25.2	25.2	25.2	25.2	25.2	25.2	25.2	25.2	25.2	22.5°	154.1	148.9
27.6	27.6	27.6	27.6	27.6	27.6	27.6	27.6	27.6	27.6	25°	142.1	136.0
29.9	29.9	29.9	29.9	29.9	29.9	29.9	29.9	29.9	29.9	27.5°	128.6	123.4
32.1	32.1	32.1	32.1	32.1	32.1	32.1	32.1	32.1	32.1	30°	114.9	110.2
34.0	34.0	34.0	34.0	34.0	34.0	34.0	34.0	34.0	34.0	32.5°	101.8	97.4
35.6	35.6	35.6	35.6	35.6	35.6	35.6	35.6	35.6	35.6	35°	88.6	84.2
37.3	37.3	37.3	37.3	37.3	37.3	37.3	37.3	37.3	37.3	37.5°	76.0	71.8
38.8	38.8	38.8	38.8	38.8	38.8	38.8	38.8	38.8	38.8	40°	64.2	61.2
40.0	40.0	40.0	40.0	40.0	40.0	40.0	40.0	40.0	40.0	42.5°	55.7	52.9
41.1	41.1	41.1	41.1	41.1	41.1	41.1	41.1	41.1	41.1	45°	48.8	46.6
42.2	42.2	42.2	42.2	42.2	42.2	42.2	42.2	42.2	42.2	47.5°	43.9	42.2
43.2	43.2	43.2	43.2	43.2	43.2	43.2	43.2	43.2	43.2	50°	40.3	38.9
44.0	44.0	44.0	44.0	44.0	44.0	44.0	44.0	44.0	44.0	52.5°	38.1	37.0
44.4	44.4	44.4	44.4	44.4	44.4	44.4	44.4	44.4	44.4	55°	36.5	35.6
44.5	44.5	44.5	44.5	44.5	44.5	44.5	44.5	44.5	44.5	57.5°	35.4	34.3
44.9	44.9	44.9	44.9	44.9	44.9	44.9	44.9	44.9	44.9	60°	34.0	33.2
45.5	45.5	45.5	45.5	45.5	45.5	45.5	45.5	45.5	45.5	62.5°	32.6	31.5
45.7	45.7	45.7	45.7	45.7	45.7	45.7	45.7	45.7	45.7	65°	30.2	28.8
45.6	45.6	45.6	45.6	45.6	45.6	45.6	45.6	45.6	45.6	67.5°	26.6	25.5
										70°	22.5	22.2
										72.5°	18.9	18.6
										75°	15.9	15.9
										77.5°	13.2	12.9
										80°	10.1	9.6
										82.5°	5.8	5.5
										85°	0.8	0.6
										87.5°	0.0	0.0
										90°	0.0	0.0
										92.5°	0.0	0.0
										95°	0.2	0.2
										97.5°	0.5	0.5
										100°	1.6	1.6
										102.5°	2.8	2.8
										105°	3.8	3.8
										107.5°	4.8	4.8
										110°	5.8	5.8



REPORT NUMBER: P173424

CATALOG NUMBER: ENC-FXX-LED-E1-SLL

LED-E1-SLL-7060-ULG-BBB

**tinued):**

**CANDELA DISTRIBUTION (continued):**

230°	235°	240°	245°	250°	255°	260°	265°	270°		220°	225°	230°
178.0	178.0	178.0	178.0	178.0	178.0	178.0	178.0	178.0	112.5°	6.9	6.9	6.9
174.7	175.0	176.1	176.6	176.9	176.9	177.2	177.7	178.0	115°	8.1	8.1	8.1
173.1	173.6	174.2	175.0	175.3	175.3	175.5	176.4	177.2	117.5°	9.6	9.6	9.6
173.3	173.1	173.3	173.9	173.9	173.9	174.2	175.0	175.8	120°	11.3	11.3	11.3
175.5	173.9	172.8	172.5	172.2	172.2	172.8	173.9	174.7	122.5°	13.2	13.2	13.2
177.5	175.3	173.1	171.7	170.6	170.0	170.3	171.4	173.1	125°	15.5	15.5	15.5
175.8	172.5	170.0	168.1	166.5	165.9	166.2	167.0	168.9	127.5°	17.9	17.9	17.9
168.7	165.1	162.4	161.0	160.2	159.9	160.4	162.1	163.7	130°	20.4	20.4	20.4
158.5	156.6	154.1	153.3	151.7	151.7	151.4	151.4	152.2	132.5°	22.8	22.8	22.8
147.3	146.2	143.7	141.8	139.9	139.6	137.7	138.0	137.7	135°	25.2	25.2	25.2
134.4	133.0	130.0	127.2	125.1	123.7	121.5	121.2	120.4	137.5°	27.6	27.6	27.6
121.5	119.3	115.7	113.0	110.2	108.3	106.4	104.5	103.9	140°	29.9	29.9	29.9
108.3	106.4	102.3	99.8	96.0	93.2	91.6	88.9	87.5	142.5°	32.1	32.1	32.1
95.4	93.2	88.6	83.9	81.2	77.9	75.4	71.8	70.2	145°	34.0	34.0	34.0
81.2	79.8	75.1	70.2	67.7	63.4	60.3	57.3	56.8	147.5°	35.6	35.6	35.6
69.7	66.6	63.1	59.2	55.1	52.6	51.3	50.7	50.5	150°	37.3	37.3	37.3
59.0	57.0	53.7	51.0	49.1	48.5	48.5	48.5	48.8	152.5°	38.8	38.8	38.8
51.8	49.4	47.7	46.9	46.9	47.2	47.4	48.0	48.5	155°	40.0	40.0	40.0
45.8	45.0	45.0	44.7	45.3	45.8	46.6	47.4	48.0	157.5°	41.1	41.1	41.1
41.7	42.0	42.5	42.8	43.9	44.7	45.5	46.1	46.6	160°	42.2	42.2	42.2
38.4	38.7	39.2	40.0	40.9	42.0	42.8	43.3	43.6	162.5°	43.2	43.2	43.2
36.5	36.5	37.3	38.1	39.2	40.0	40.9	41.2	41.7	165°	44.0	44.0	44.0
34.8	35.1	35.9	36.5	37.0	37.6	38.1	38.4	39.5	167.5°	44.4	44.4	44.4
33.7	34.0	34.3	33.7	34.3	34.8	35.4	35.9	36.5	170°	44.5	44.5	44.5
32.4	31.8	31.3	31.3	31.5	32.1	33.2	34.0	34.8	172.5°	44.9	44.9	44.9
30.7	29.9	29.1	28.8	29.1	29.6	30.7	31.8	32.4	175°	45.5	45.5	45.5
28.0	27.7	27.4	27.2	27.4	28.0	29.1	29.9	30.7	177.5°	45.7	45.7	45.7
25.2	25.0	24.7	25.0	25.2	25.8	26.9	27.7	28.5	180°	45.6	45.6	45.6
22.0	22.0	22.0	22.2	22.5	23.6	24.4	25.5	25.8				
18.4	18.9	18.9	18.9	19.5	20.9	22.0	23.1	23.6				
15.6	15.3	15.9	15.9	16.4	17.5	18.4	19.2	19.5				
12.6	12.6	12.9	12.9	12.9	13.4	14.0	14.0	14.0				
9.3	9.1	8.8	8.2	8.2	8.5	8.5	8.5	9.1				
4.4	3.6	3.6	3.3	3.0	3.0	3.0	3.6	3.9				
0.3	0.3	0.3	0.3	0.3	0.3	0.3	0.6	0.6				
0.0	0.3	0.3	0.3	0.6	0.6	0.6	0.8	0.8				
0.0	0.0	0.0	0.0	0.0	0.0	0.0	0.0	0.0				
0.0	0.0	0.0	0.0	0.0	0.0	0.0	0.0	0.0				
0.2	0.2	0.2	0.2	0.2	0.2	0.2	0.2	0.2				
0.5	0.5	0.5	0.5	0.5	0.5	0.5	0.5	0.5				
1.6	1.6	1.6	1.6	1.6	1.6	1.6	1.6	1.6				
2.8	2.8	2.8	2.8	2.8	2.8	2.8	2.8	2.8				
3.8	3.8	3.8	3.8	3.8	3.8	3.8	3.8	3.8				
4.8	4.8	4.8	4.8	4.8	4.8	4.8	4.8	4.8				
5.8	5.8	5.8	5.8	5.8	5.8	5.8	5.8	5.8				



REPORT NUMBER: P173424

CATALOG NUMBER: ENC-FXX-LED-E1-SLL-7060-ULC

.-7060-ULG-BBB

**CANDELA DISTRIBUTION (continued):**

235°	240°	245°	250°	255°	260°	265°	270°		275°	280°	285°	290°
6.9	6.9	6.9	6.9	6.9	6.9	6.9	6.9	0°	178.0	178.0	178.0	178.0
8.1	8.1	8.1	8.1	8.1	8.1	8.1	8.1	2.5°	177.7	178.3	178.3	178.8
9.6	9.6	9.6	9.6	9.6	9.6	9.6	9.6	5°	177.2	177.7	178.0	178.8
11.3	11.3	11.3	11.3	11.3	11.3	11.3	11.3	7.5°	176.4	177.5	178.0	179.1
13.2	13.2	13.2	13.2	13.2	13.2	13.2	13.2	10°	175.5	177.2	178.3	180.2
15.5	15.5	15.5	15.5	15.5	15.5	15.5	15.5	12.5°	174.7	176.4	178.3	180.2
17.9	17.9	17.9	17.9	17.9	17.9	17.9	17.9	15°	170.6	172.2	175.0	177.7
20.4	20.4	20.4	20.4	20.4	20.4	20.4	20.4	17.5°	164.5	166.2	168.4	170.8
22.8	22.8	22.8	22.8	22.8	22.8	22.8	22.8	20°	153.0	153.6	155.8	158.5
25.2	25.2	25.2	25.2	25.2	25.2	25.2	25.2	22.5°	136.9	136.6	137.7	140.7
27.6	27.6	27.6	27.6	27.6	27.6	27.6	27.6	25°	118.5	119.6	118.8	122.3
29.9	29.9	29.9	29.9	29.9	29.9	29.9	29.9	27.5°	101.5	102.3	103.4	105.0
32.1	32.1	32.1	32.1	32.1	32.1	32.1	32.1	30°	85.3	85.0	85.8	87.2
34.0	34.0	34.0	34.0	34.0	34.0	34.0	34.0	32.5°	68.6	68.3	68.6	69.9
35.6	35.6	35.6	35.6	35.6	35.6	35.6	35.6	35°	56.2	55.4	56.2	58.1
37.3	37.3	37.3	37.3	37.3	37.3	37.3	37.3	37.5°	50.7	50.7	51.6	52.9
38.8	38.8	38.8	38.8	38.8	38.8	38.8	38.8	40°	49.1	49.4	49.9	51.0
40.0	40.0	40.0	40.0	40.0	40.0	40.0	40.0	42.5°	48.8	48.8	48.8	49.4
41.1	41.1	41.1	41.1	41.1	41.1	41.1	41.1	45°	48.3	48.0	48.0	48.0
42.2	42.2	42.2	42.2	42.2	42.2	42.2	42.2	47.5°	46.9	46.6	46.6	46.6
43.2	43.2	43.2	43.2	43.2	43.2	43.2	43.2	50°	43.9	44.2	44.2	44.4
44.0	44.0	44.0	44.0	44.0	44.0	44.0	44.0	52.5°	42.0	42.5	42.8	43.3
44.4	44.4	44.4	44.4	44.4	44.4	44.4	44.4	55°	40.0	41.2	42.0	42.5
44.5	44.5	44.5	44.5	44.5	44.5	44.5	44.5	57.5°	37.0	38.1	38.9	40.3
44.9	44.9	44.9	44.9	44.9	44.9	44.9	44.9	60°	35.4	35.9	36.2	37.0
45.5	45.5	45.5	45.5	45.5	45.5	45.5	45.5	62.5°	33.2	33.7	34.3	34.5
45.7	45.7	45.7	45.7	45.7	45.7	45.7	45.7	65°	31.3	31.8	32.6	32.9
45.6	45.6	45.6	45.6	45.6	45.6	45.6	45.6	67.5°	29.1	29.9	30.4	30.7
								70°	26.6	27.7	28.0	28.5
								72.5°	24.1	24.7	25.0	25.5
								75°	20.3	21.1	21.7	22.0
								77.5°	15.1	15.9	16.7	17.5
								80°	9.6	10.4	11.0	11.5
								82.5°	4.4	5.2	5.5	6.0
								85°	0.8	0.8	0.8	1.1
								87.5°	0.8	1.1	1.1	1.1
								90°	0.0	0.0	0.0	0.0
								92.5°	0.0	0.0	0.0	0.0
								95°	0.2	0.2	0.2	0.2
								97.5°	0.5	0.5	0.5	0.5
								100°	1.6	1.6	1.6	1.6
								102.5°	2.8	2.8	2.8	2.8
								105°	3.8	3.8	3.8	3.8
								107.5°	4.8	4.8	4.8	4.8
								110°	5.8	5.8	5.8	5.8



REPORT NUMBER: P173424

CATALOG NUMBER: ENC-FXX-LED-E1-SLL-7060-ULG-BBB

5-BBB

**CANDELA DISTRIBUTION (continued):**

295°	300°	305°	310°	315°	320°	325°		275°	280°	285°	290°	295°
178.0	178.0	178.0	178.0	178.0	178.0	178.0	112.5°	6.9	6.9	6.9	6.9	6.9
178.8	179.1	179.6	179.6	180.2	180.2	180.7	115°	8.1	8.1	8.1	8.1	8.1
179.4	179.9	180.7	181.0	182.1	182.7	183.2	117.5°	9.6	9.6	9.6	9.6	9.6
180.2	181.0	182.1	182.9	184.3	185.1	185.9	120°	11.3	11.3	11.3	11.3	11.3
181.6	182.9	184.8	185.7	186.8	188.7	190.0	122.5°	13.2	13.2	13.2	13.2	13.2
183.5	185.4	187.8	190.0	191.4	194.2	196.4	125°	15.5	15.5	15.5	15.5	15.5
180.7	184.8	187.8	192.0	195.6	200.2	204.0	127.5°	17.9	17.9	17.9	17.9	17.9
174.2	178.0	183.2	188.4	193.9	201.8	209.5	130°	20.4	20.4	20.4	20.4	20.4
162.1	166.5	172.5	179.1	187.0	197.5	208.4	132.5°	22.8	22.8	22.8	22.8	22.8
144.5	148.4	155.0	162.4	171.4	184.3	200.2	135°	25.2	25.2	25.2	25.2	25.2
125.9	131.1	137.4	145.4	155.5	170.8	187.8	137.5°	27.6	27.6	27.6	27.6	27.6
108.0	113.5	120.4	129.2	141.0	157.4	176.9	140°	29.9	29.9	29.9	29.9	29.9
89.7	96.0	102.3	113.3	125.1	142.3	164.0	142.5°	32.1	32.1	32.1	32.1	32.1
73.2	77.9	85.6	95.4	109.1	126.2	149.2	145°	34.0	34.0	34.0	34.0	34.0
60.1	63.9	71.3	80.9	93.2	110.0	130.0	147.5°	35.6	35.6	35.6	35.6	35.6
54.8	57.9	63.1	69.9	80.9	97.1	114.1	150°	37.3	37.3	37.3	37.3	37.3
52.9	55.7	59.5	65.6	74.0	86.4	100.9	152.5°	38.8	38.8	38.8	38.8	38.8
51.0	53.7	58.1	63.6	70.7	79.5	91.9	155°	40.0	40.0	40.0	40.0	40.0
49.4	52.4	57.0	63.1	69.7	77.3	86.9	157.5°	41.1	41.1	41.1	41.1	41.1
47.7	50.5	55.1	62.0	69.1	77.3	86.9	160°	42.2	42.2	42.2	42.2	42.2
45.3	48.0	52.9	60.1	68.0	77.1	88.0	162.5°	43.2	43.2	43.2	43.2	43.2
43.9	46.4	51.6	59.5	68.0	77.9	89.7	165°	44.0	44.0	44.0	44.0	44.0
43.1	45.3	51.3	60.3	70.2	81.7	94.6	167.5°	44.4	44.4	44.4	44.4	44.4
41.7	44.2	50.5	60.6	72.9	87.2	103.4	170°	44.5	44.5	44.5	44.5	44.5
37.8	40.9	47.7	58.7	72.1	89.7	111.1	172.5°	44.9	44.9	44.9	44.9	44.9
34.8	36.7	42.5	54.0	68.0	86.9	112.4	175°	45.5	45.5	45.5	45.5	45.5
33.4	34.5	38.4	47.7	61.4	81.7	108.3	177.5°	45.7	45.7	45.7	45.7	45.7
31.5	32.1	34.8	42.2	52.6	72.4	98.2	180°	45.6	45.6	45.6	45.6	45.6
29.1	29.3	31.5	36.2	43.9	57.6	82.0						
26.1	26.6	28.0	31.3	36.2	44.2	59.5						
22.5	22.8	23.3	25.5	28.5	34.0	42.2						
18.1	18.1	18.6	19.7	21.4	25.2	30.2						
11.8	12.6	13.2	15.1	15.6	18.4	21.4						
6.9	7.4	7.7	8.2	9.6	11.0	13.2						
1.1	1.7	1.7	2.2	2.8	3.0	3.6						
1.4	1.4	1.4	1.4	1.7	1.7	1.7						
0.0	0.0	0.0	0.0	0.0	0.0	0.0						
0.0	0.0	0.0	0.0	0.0	0.0	0.0						
0.2	0.2	0.2	0.2	0.2	0.2	0.2						
0.5	0.5	0.5	0.5	0.5	0.5	0.5						
1.6	1.6	1.6	1.6	1.6	1.6	1.6						
2.8	2.8	2.8	2.8	2.8	2.8	2.8						
3.8	3.8	3.8	3.8	3.8	3.8	3.8						
4.8	4.8	4.8	4.8	4.8	4.8	4.8						
5.8	5.8	5.8	5.8	5.8	5.8	5.8						



REPORT NUMBER: P173424

CATALOG NUMBER: ENC-FXX-LED-E1-SLL-7060-ULG-BBB

**CANDELA DISTRIBUTION (continued):**

300°	305°	310°	315°	320°	325°		330°	335°	340°	345°	350°	355°
6.9	6.9	6.9	6.9	6.9	6.9	0°	178.0	178.0	178.0	178.0	178.0	178.0
8.1	8.1	8.1	8.1	8.1	8.1	2.5°	181.0	180.7	181.3	181.8	181.6	183.2
9.6	9.6	9.6	9.6	9.6	9.6	5°	184.0	183.7	184.6	185.1	185.4	186.5
11.3	11.3	11.3	11.3	11.3	11.3	7.5°	187.0	187.3	188.7	188.9	189.8	191.1
13.2	13.2	13.2	13.2	13.2	13.2	10°	190.6	192.0	193.6	194.2	195.6	197.2
15.5	15.5	15.5	15.5	15.5	15.5	12.5°	197.7	199.7	201.8	203.5	206.2	209.5
17.9	17.9	17.9	17.9	17.9	17.9	15°	207.6	212.3	215.8	219.1	223.2	227.1
20.4	20.4	20.4	20.4	20.4	20.4	17.5°	216.4	225.4	233.1	240.0	246.5	252.6
22.8	22.8	22.8	22.8	22.8	22.8	20°	220.5	234.8	246.8	259.4	272.1	280.6
25.2	25.2	25.2	25.2	25.2	25.2	22.5°	216.7	236.7	255.3	275.6	294.8	312.1
27.6	27.6	27.6	27.6	27.6	27.6	25°	208.4	233.1	260.8	289.9	318.9	345.3
29.9	29.9	29.9	29.9	29.9	29.9	27.5°	200.8	230.9	263.0	296.2	330.8	362.3
32.1	32.1	32.1	32.1	32.1	32.1	30°	190.6	223.5	258.6	292.9	330.5	367.5
34.0	34.0	34.0	34.0	34.0	34.0	32.5°	175.5	209.0	246.0	283.3	325.0	366.1
35.6	35.6	35.6	35.6	35.6	35.6	35°	157.7	191.1	229.0	268.2	314.6	360.9
37.3	37.3	37.3	37.3	37.3	37.3	37.5°	138.2	171.1	210.6	252.6	300.6	352.4
38.8	38.8	38.8	38.8	38.8	38.8	40°	121.8	151.1	192.0	237.5	288.0	341.7
40.0	40.0	40.0	40.0	40.0	40.0	42.5°	108.6	135.2	173.9	220.0	274.0	329.4
41.1	41.1	41.1	41.1	41.1	41.1	45°	100.9	123.1	158.5	204.3	259.4	316.5
42.2	42.2	42.2	42.2	42.2	42.2	47.5°	99.3	117.1	148.1	192.5	245.4	302.8
43.2	43.2	43.2	43.2	43.2	43.2	50°	100.9	117.4	143.4	185.1	234.8	290.4
44.0	44.0	44.0	44.0	44.0	44.0	52.5°	104.2	120.1	144.0	182.4	230.4	283.0
44.4	44.4	44.4	44.4	44.4	44.4	55°	109.4	127.5	149.7	184.8	229.8	280.0
44.5	44.5	44.5	44.5	44.5	44.5	57.5°	119.9	140.4	162.9	195.0	236.4	283.3
44.9	44.9	44.9	44.9	44.9	44.9	60°	133.0	157.7	184.8	218.9	252.3	294.3
45.5	45.5	45.5	45.5	45.5	45.5	62.5°	141.0	174.7	212.0	251.5	285.8	320.0
45.7	45.7	45.7	45.7	45.7	45.7	65°	140.2	181.8	234.5	290.7	333.5	366.4
45.6	45.6	45.6	45.6	45.6	45.6	67.5°	131.1	176.6	229.0	292.9	357.3	403.7
						70°	109.4	151.9	213.1	290.2	369.4	428.9
						72.5°	87.2	124.8	183.2	255.9	334.0	394.9
						75°	58.1	88.0	135.2	196.4	253.1	306.1
						77.5°	39.5	55.7	84.5	128.9	175.8	219.1
						80°	26.3	34.8	48.3	71.0	98.5	126.2
						82.5°	15.3	19.2	24.7	35.1	52.1	73.5
						85°	4.1	5.2	6.9	9.1	16.2	28.5
						87.5°	1.7	1.4	1.4	1.4	1.4	1.4
						90°	0.0	0.0	0.0	0.0	0.0	0.0
						92.5°	0.0	0.0	0.0	0.0	0.0	0.0
						95°	0.2	0.2	0.2	0.2	0.2	0.2
						97.5°	0.5	0.5	0.5	0.5	0.5	0.5
						100°	1.6	1.6	1.6	1.6	1.6	1.6
						102.5°	2.8	2.8	2.8	2.8	2.8	2.8
						105°	3.8	3.8	3.8	3.8	3.8	3.8
						107.5°	4.8	4.8	4.8	4.8	4.8	4.8
						110°	5.8	5.8	5.8	5.8	5.8	5.8



REPORT NUMBER: P173424

CATALOG NUMBER: ENC-FXX-LED-E1-SLL-7060-ULG-BBB

**CANDELA DISTRIBUTION (continued):**

360°	330°	335°	340°	345°	350°	355°	360°
178.0	112.5°	6.9	6.9	6.9	6.9	6.9	6.9
181.8	115°	8.1	8.1	8.1	8.1	8.1	8.1
186.2	117.5°	9.6	9.6	9.6	9.6	9.6	9.6
191.4	120°	11.3	11.3	11.3	11.3	11.3	11.3
199.4	122.5°	13.2	13.2	13.2	13.2	13.2	13.2
210.9	125°	15.5	15.5	15.5	15.5	15.5	15.5
231.5	127.5°	17.9	17.9	17.9	17.9	17.9	17.9
258.1	130°	20.4	20.4	20.4	20.4	20.4	20.4
290.7	132.5°	22.8	22.8	22.8	22.8	22.8	22.8
327.5	135°	25.2	25.2	25.2	25.2	25.2	25.2
369.4	137.5°	27.6	27.6	27.6	27.6	27.6	27.6
395.2	140°	29.9	29.9	29.9	29.9	29.9	29.9
400.7	142.5°	32.1	32.1	32.1	32.1	32.1	32.1
404.5	145°	34.0	34.0	34.0	34.0	34.0	34.0
405.6	147.5°	35.6	35.6	35.6	35.6	35.6	35.6
404.0	150°	37.3	37.3	37.3	37.3	37.3	37.3
397.4	152.5°	38.8	38.8	38.8	38.8	38.8	38.8
388.9	155°	40.0	40.0	40.0	40.0	40.0	40.0
378.2	157.5°	41.1	41.1	41.1	41.1	41.1	41.1
365.0	160°	42.2	42.2	42.2	42.2	42.2	42.2
352.7	162.5°	43.2	43.2	43.2	43.2	43.2	43.2
343.1	165°	44.0	44.0	44.0	44.0	44.0	44.0
337.1	167.5°	44.4	44.4	44.4	44.4	44.4	44.4
337.9	170°	44.5	44.5	44.5	44.5	44.5	44.5
346.4	172.5°	44.9	44.9	44.9	44.9	44.9	44.9
367.8	175°	45.5	45.5	45.5	45.5	45.5	45.5
408.4	177.5°	45.7	45.7	45.7	45.7	45.7	45.7
448.1	180°	45.6	45.6	45.6	45.6	45.6	45.6
486.5							
461.3							
352.1							
253.4							
147.0							
91.9							
39.8							
1.4							
0.0							
0.0							
0.2							
0.5							
1.6							
2.8							
3.8							
4.8							
5.8							

(END OF F

Cooper Lighting Solutions Photometric Lab  
1121 Highway 74 South  
Peachtree City, GA 30269

Scaled Data Report



(REPORT)